

SEDGWICK COUNTY
SOLID WASTE MANAGEMENT PLAN UPDATE

Submitted to:

The Kansas Department of Health and Environment

By:

**The Sedgwick County Board of County Commissioners and
The Sedgwick County Solid Waste Management Committee**

June 2015



Sedgwick County...
working for you

This page intentionally left blank.

Contents

INTRODUCTION	1
DEMOGRAPHICS	1
SOLID WASTE MANAGEMENT COMMITTEE	2
MUNICIPAL SOLID WASTE	3
MSW Collection	3
Solid Waste Trends	4
SW Disposal	5
SOLID WASTE REDUCTION	6
Amount recycled in Sedgwick County	6
Drop-off recycling	6
Curbside recycling	6
Composting in Sedgwick County	7
Management of grass clippings	7
MANAGEMENT PROGRAMS FOR SPECIFIC WASTES	7
Household Hazardous Waste	7
Conditionally Exempt Small Quantity Generators	7
Construction & Demolition (C&D) Materials	8
Bulky Waste	9
Waste Tires	9
Storm Debris	12
Christmas Trees	12
KDHE SOLID WASTE PERMITS	12
KDHE GRANT APPLICATIONS	12
PUBLIC EDUCATION	12
SOLID WASTE FEE	12

INTRODUCTION

K.S.A. 65-3405 requires the development of county solid waste management plans.

This report reflects solid waste data collected from facilities for calendar year 2014 and any other activities and policy decisions made since the last update.

DEMOGRAPHICS

Sedgwick County consists of 20 incorporated cities and 26 unincorporated townships. Over 75% of the County's population lives in Wichita. U.S. Bureau of the Census data shows that Sedgwick County's population in 2013 (the most recent data available) was 505,415. Population is expected to grow 0.4% per year through year 2030, expanding to approximately 531,888 citizens. Table 1 shows census data for Sedgwick County and the cities within Sedgwick County.

Table 1 - Population for Cities in Sedgwick County			
City	2012	2013	% change
Andale	964	966	0.2%
Bel Aire	6,838	6,916	1.1%
Bentley	528	526	-0.4%
Cheney	2,120	2,133	0.6%
Clearwater	2,489	2,530	1.6%
Colwich	1,334	1,345	0.8%
Derby	22,943	23,047	0.5%
Eastborough	773	771	-0.3%
Garden Plain	862	866	-0.5%
Goddard	4,559	4,582	0.5%
Haysville	10,951	11,004	0.5%
Kechi	1,958	1,961	0.2%
Maize	3,708	3,823	3.1%
Mt. Hope	817	816	-0.1%
Mulvane	6,267	6,287	0.3%
Park City	7,446	7,499	0.7%
Sedgwick	1,701	1,696	-0.3%
Valley Center	6,965	7,011	0.7%
Viola	131	131	0.0%
Wichita	385,577	386,552	0.3%
Sedgwick County Total	503,889	505,415	0.3%

SOLID WASTE MANAGEMENT COMMITTEE

Sedgwick County's Solid Waste Management Committee consists of 16 members, including 10 members that are required by state statute, one appointment by each of the five County Commissioners, and one member to be the non-voting chair of the committee. Table 2 identifies the members of the Sedgwick County Solid Waste Management Committee and their associations. The committee meets as business items dictate.

Table 2 - Sedgwick County Solid Waste Management Committee

Representing	Member Name
Cities of 1st Class	Joe Pajor
Cities of 2nd Class	Mike Alumbaugh
Cities of 3rd Class	Randy Parker
Unincorporated Areas	Clem Dickerson
General Public	Dean Frankenbery
Citizen's Organizations	Elizabeth Bishop
Private Industry	Jeremy Maples
Private Solid Waste Industry	Jim Spencer
Private Recycling/Scrap	Roger Lyon
Sedgwick County Recycling	Jo Oliver
Commission District #1	Nancy Larson
Commission District #2	Tony Martinez
Commission District #3	John Stevens
Commission District #4	Kelly Parks
Commission District #5	Benjamin Saucedo
Chairperson (non-voting)	Nicki Soice

MUNICIPAL SOLID WASTE

MSW Collection

The solid waste management system in Sedgwick County is private sector driven. Seventeen businesses were licensed to haul non-hazardous waste in 2015. Table 3 lists these businesses.

Table 3 – Businesses licensed to haul non-hazardous waste, March 2013		
<i>Name</i>	<i>Address</i>	
Allen and Sons Waste Services	P.O. Box 771083	Wichita, KS 67277
Ballinger Trash Service	405 N Baehr	Wichita, KS 67212
Best Value Services, LLC	200 W Douglas #600	Wichita, KS 67278
1-800-JUNKPRO	608 S Ramsey Dr	Valley Center, KS 67147
Chadwick's Trash Service	2858 N Vassar St	Wichita, KS 67208
Eagle Trash Service	P.O. Box 129	Sedgwick, KS 67135
Harp Trash Service	19515 W 53 rd St N	Colwich, KS 67030
Junk Boys	P.O. Box 47912	Wichita, KS 67201
Los Llanos Trash Service	1106 N Waco	Wichita, KS 67203
M&M Trash Service	2756 S West St	Wichita, KS 67217
John H. McCray Sanitation, Inc	5550 E 38 th St N	Wichita, KS 67220
M.T. McCray Sanitation	P.O. Box 8460	Wichita, KS 67208
Moran Trash Service	2847 N Arkansas	Wichita, KS 67204
Nisly Brothers, Inc	5212 S Herren Rd	Hutchinson, KS 67501
Waste Connections Inc. of Kansas	2745 N Ohio	Wichita, KS 67219
Waste Link, Inc	3417 N Emporia	Wichita, KS 67219
Waste Management of Wichita	4330 W 31 st St S	Wichita, KS 67205

Solid Waste Trends

Over the past five years, the work of local businesses and citizens has resulted in a decrease of solid waste and an increase in recycling. County leaders support this trend and encourage these free market efforts. Sedgwick County expects cities in the County to adopt a free market approach to solid waste disposal in lieu of having a contract or franchise for solid waste services. This encourages the entrepreneurial spirit and empowers citizens to make their own decisions in regards to solid waste disposal.

Table 4 shows the solid waste collection details for all cities in Sedgwick County.

Table 4 – City Solid Waste Collection/Curbside Recycling Arrangements, June 2015		
City	Solid Waste Collection Details	Curbside Recycling (CSR)
Andale	Contract with Waste Connections	MSVP RecycleBank
Bel Aire	Preferred vendor is Waste Connections, volume based rates	MSVP RecycleBank
Bentley	Contract with Waste Connections	MSVP RecycleBank
Cheney	Contract with Waste Connections	MSVP RecycleBank
Clearwater	Contract with Waste Connections	MSVP RecycleBank
Colwich	Free market	Free market
Derby	Contract with Waste Connections, volume based rates	MSVP RecycleBank
Eastborough	Contract with Waste Connections, volume based rates	RecycleBank
Garden Plain	Free market	Free market
Goddard	Free market	Free market
Haysville	Free market	Free market
Kechi	Preferred vendor is Waste Connections	MSVP RecycleBank
Maize	Free market	Free market
Mount Hope	Contract with Waste Connections	MSVP RecycleBank
Mulvane	Free market	Free market
Park City	Preferred vendor is Waste Connections	MSVP RecycleBank
Sedgwick	Contract with Waste Connections, volume based rates	MSVP RecycleBank
Valley Center	Contract with Waste Management, volume based rates	MSVP single stream CSR
Viola	Contract with Waste Connections	MSVP RecycleBank
Wichita	Contract with all haulers, volume base rates	Hauler must offer single stream CSR
MSVP – mandatory subscription, voluntary participation		

SW Disposal

Waste Connections Transfer Station reported that 285,742 tons of solid waste was received at their facility during 2014. Waste Disposal, LLC Transfer Station reported that 102,139 tons of solid waste was received at their facility during 2014. Totally, 387,881 tons of solid waste was received at these two transfer stations during 2014, which is a 3.1% decrease from the previous year.

The MSW from both transfer stations was transferred to Plumb Thicket Landfill in Harper County for final disposal. The Plumb Thicket Landfill has a site life of 60 years at current volumes. Figure 2 shows Sedgwick County MSW disposal trends for the past five years.

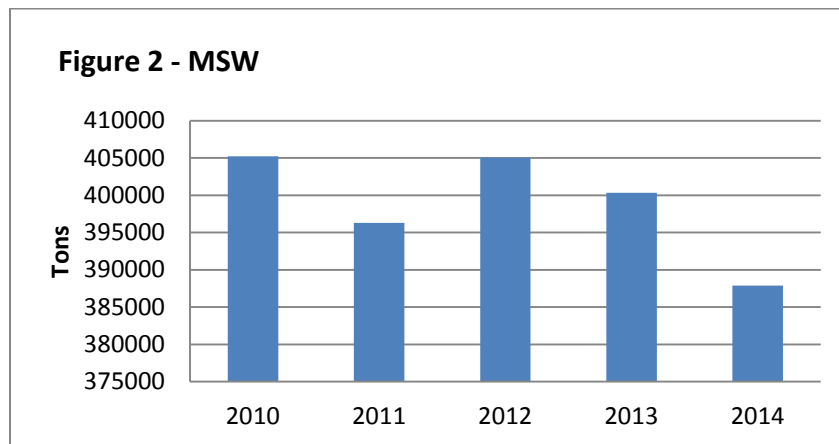
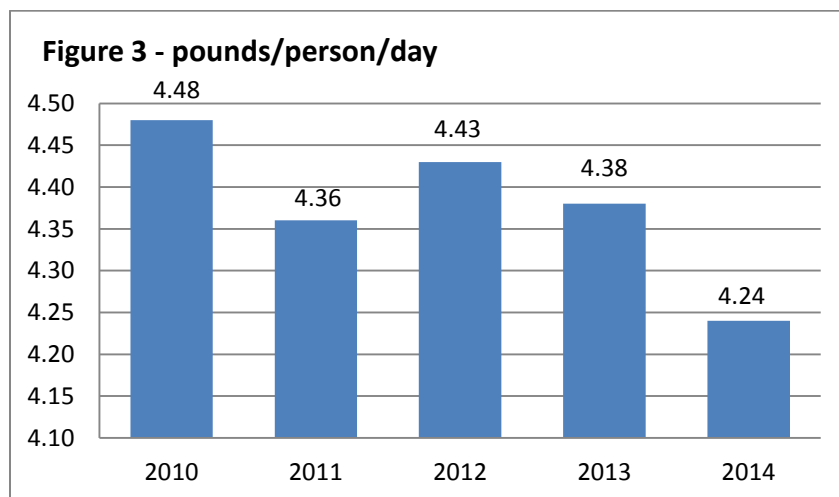


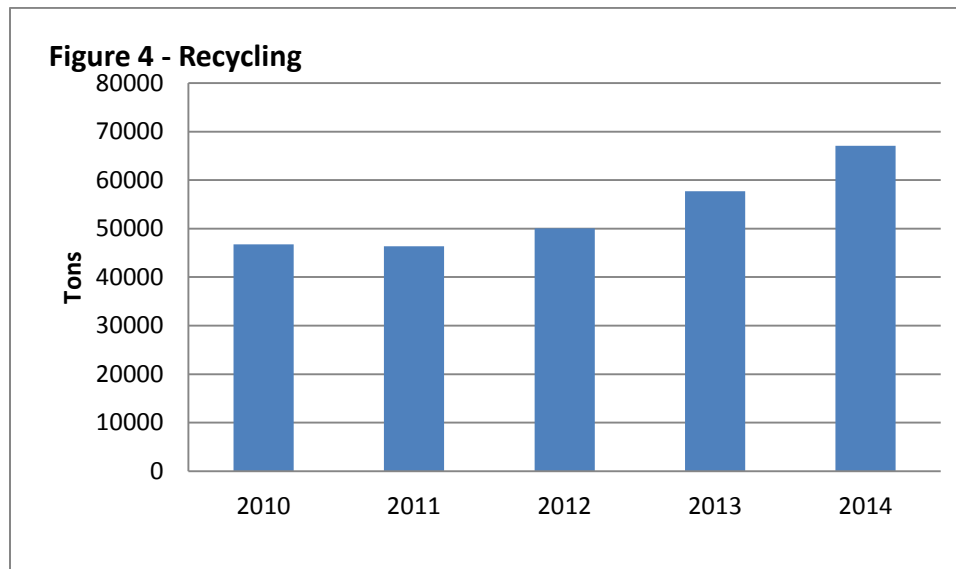
Figure 3 shows the amount of MSW generated per person per day in Sedgwick County for the past 5 years.



SOLID WASTE REDUCTION

Amount recycled in Sedgwick County

Tonnage reports for the materials shipped for recycling in 2014 were submitted by five material recovery facilities in the county. Waste Connections Recycling Facility shipped 25,554 tons; International Paper shipped 25,548 tons; Pratt Industries shipped 14,400 tons; Best Value Services, LLC shipped 856 tons; and ProKansas-Miller Recycling Center shipped 699 tons. The total reported by the facilities is 67,057 tons. This is a 16% increase over the amount reported the previous year. Sedgwick County's combined commercial and residential recycling trends for the past 5 years are shown in Figure 4.



Drop-off recycling

Waste Connections continues to provide drop-off recycling bins at area grocery stores around Sedgwick County. These single stream bins collected newspapers, tin and aluminum cans, magazines and catalogs, office papers, corrugated cardboard, chipboard, plastic bottles and containers, and food and beverage glass containers. In addition, International Paper has drop-off boxes for fiber products in their parking lot. These drop-off boxes are for use by the general public. ProKansas-Miller Recycling Center accepts most types of plastic containers, plastic bags, mixed paper, metals, books, and glass.

Curbside recycling

Obtaining data on the number of residential customers using curbside recycling service is difficult due to the number of haulers in our area. However, the largest hauler reported that 44% of their customers in Sedgwick County have the service.

Composting in Sedgwick County

Brooks Construction and Demolition Landfill is open to the public and operates a compost site at their location at 4100 North West Street in Wichita, Kansas. They reported receiving 521 tons for composting. Evergreen Recycle at 302 West 53rd Street North is open to the public. They operate a compost site and a pallet refurbishing business. Evergreen reported receiving 19,703 tons for composting and/or pallet construction. The cities of Clearwater, Colwich, Derby, Haysville, Mount Hope, Sedgwick, and Valley Center maintain small brush piles and/or compost sites for their residents' use.

Management of grass clippings

Residents are encouraged to mulch mow or compost their grass clippings. Grass clippings are accepted at numerous compost sites located throughout the county. These sites are listed under the compost section of this report.

MANAGEMENT PROGRAMS FOR SPECIFIC WASTES

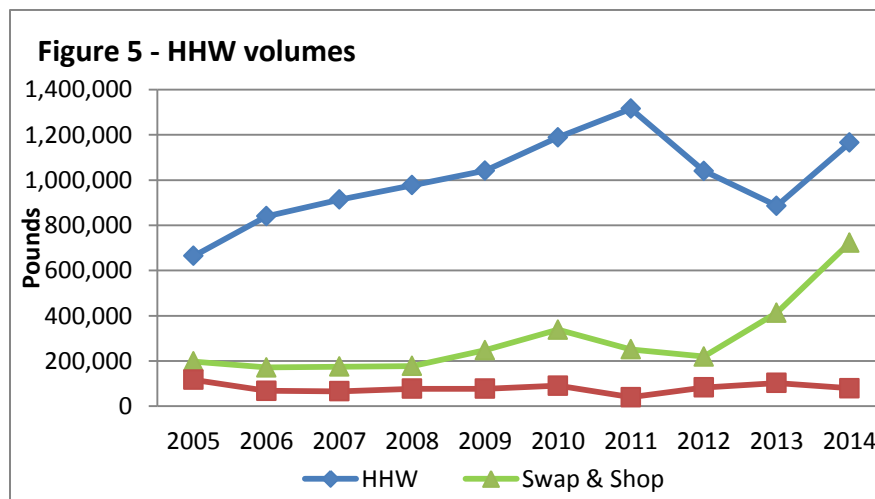
Household Hazardous Waste

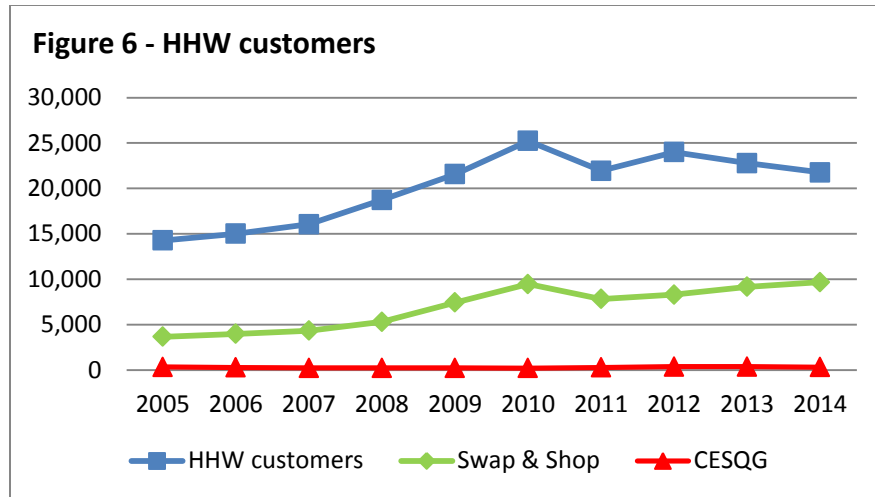
The Sedgwick County Household Hazardous Waste Facility is located at 801 Stillwell in Wichita, Kansas. In 2014, 21,763 participants brought 1,165,815 pounds of material (excluding solid waste) to the HHW Facility. Included in these numbers are the 4,077 participants that brought 8,620 pounds of old or unused pharmaceuticals.

Conditionally Exempt Small Quantity Generators

In 2014, 318 conditionally exempt small quantity generators brought in 79,641 pounds of waste to the Sedgwick County Household Hazardous Waste Facility.

Of the total brought to the HHW facility, 723,221 pounds were reclaimed by 9,678 Swap and Shop customers. Sedgwick County provided five remote collection events in 2014. HHW volume and customer trends are shown in Figures 5 and 6.





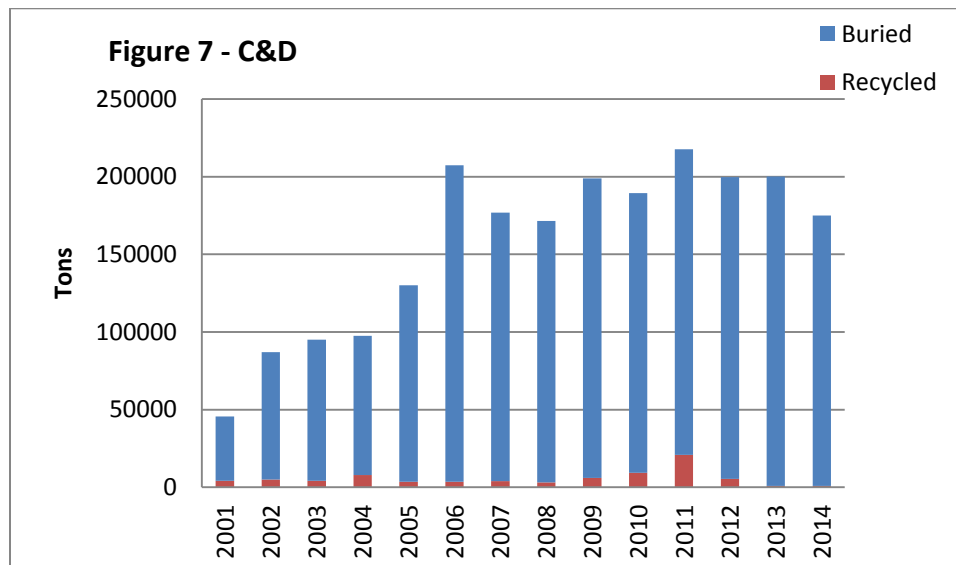
Construction & Demolition (C&D) Materials

Commercially generated construction & demolition materials are banned from the transfer stations in Sedgwick County. There are two Construction & Demolition Landfills in Sedgwick County that accept this waste. Both facilities are open to the public.

During 2014, Brooks C & D Landfill received and buried 107,683 tons of waste and CDR - North received and buried 66,505 tons of waste. The total for all C & D waste buried in 2014 is 174,188 tons. This is a 12.5% decrease from the amount reported the previous year.

C&D Landfills pulled concrete, metal, asphalt shingles, and tree and wood waste from loads brought to their facilities. Brooks reported recycling 808 tons. CDR – North did not report their recycling tonnage.

Figure 7 shows trends since the C&D ban from local transfer stations was implemented in 2001.



Bulky Waste

From July 14, 2014 to November 5, 2014, Sedgwick County promoted a bulky waste coupon program. County residents could request a coupon that would pay the disposal fees charged at local transfer stations for loads up to 1,000 pounds. Of the 6,002 coupons that were issued, 2,450 coupons were redeemed.

Waste Tires

Waste tires have been an issue for decades. Before regulations that controlled tire storage, local businesses stockpiled large numbers of waste tires. These large piles posed fire hazards and health and environmental risks. Waste tires are improperly stored on some farms and residential land and have been and continue to be an illegal dumping problem.

In the early 1990's, the Kansas Department of Health and Environment removed over one million tires from a large pile on South West Street in Wichita. In 2000, Sedgwick County partnered with the Kansas Department of Health and Environment to offer the first Waste Tire Amnesty program. This program ran for seven days and exceeded all expectations of state and local officials when 2,180 tons or 218,044 passenger tire equivalents were collected from 5,630 vehicles. These tires came from Sedgwick County residents and farmers. Businesses were not eligible to participate in the program per KDHE rules. KDHE paid \$301,282.89 for the transport, handling, and disposal of these tires.

In 2004, Sedgwick County repeated a Waste Tire Roundup for residents, farmers, governments, and businesses. The six-day program was funded by the County's Solid Waste Fee and collected 2,226 tons or 222,638 passenger tire equivalents from 3,569 vehicles. Transport, handling, and disposal costs were \$190,721.09.

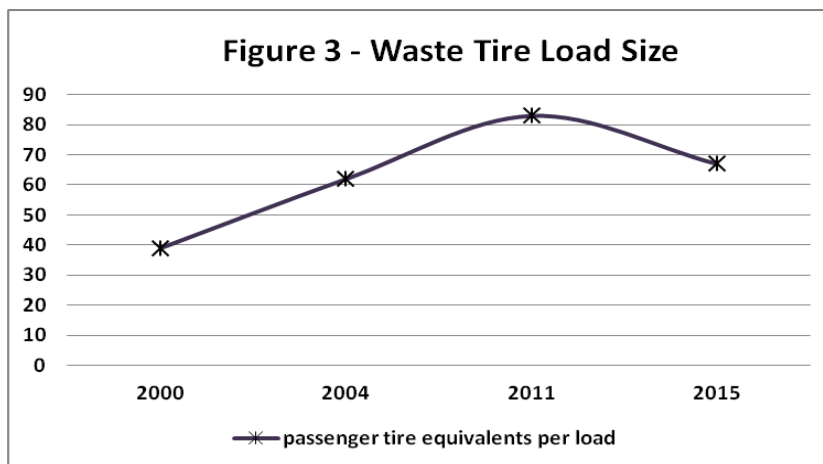
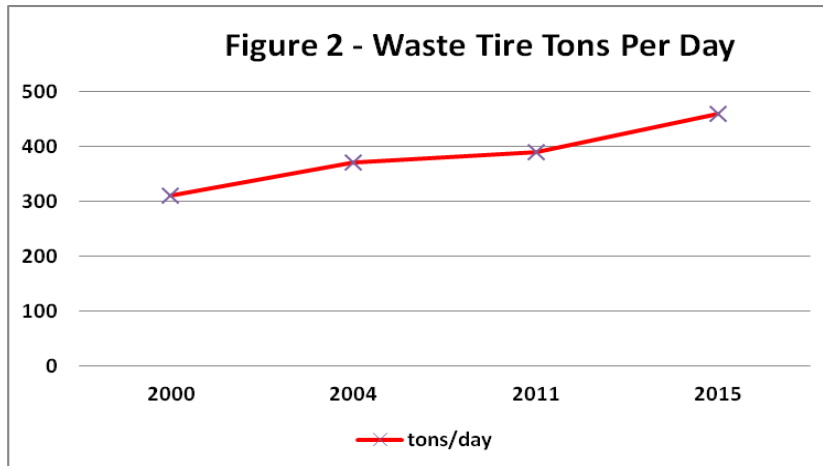
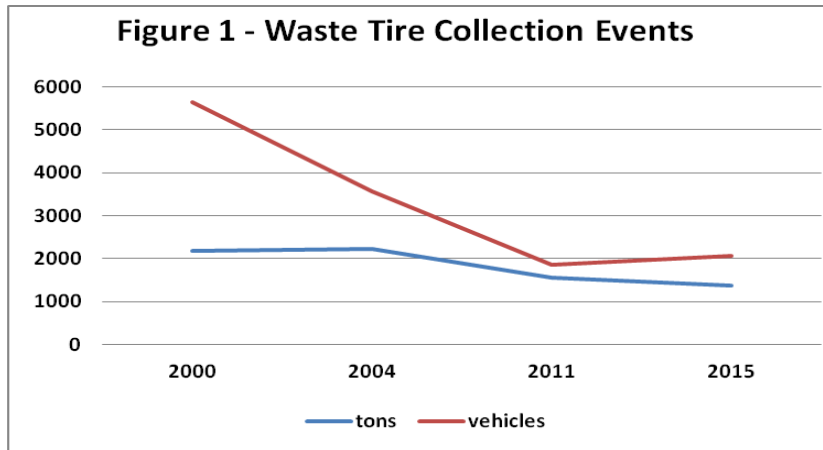
A third Waste Tire Roundup was held in 2011 for residents, farmers, and businesses, with one day set aside for government agencies. The four-day program was funded by the County's Solid Waste Fee and collected 1,558.78 tons or 155,878 passenger tire equivalents from 1,866 vehicles. The transport, handling, and disposal cost was \$138,002.88.

A fourth Waste Tire Roundup was held at the Public Works West County Yard on April 16, 17, & 18, 2015. This event was held for residents, farmers, businesses, and government agencies. Tire dealers and other businesses that collected fees for tire disposal were not eligible to participate. April 16 was promoted as the day for businesses and government agencies.

Sedgwick County Public Works managed the large tire piles and the flow of traffic through the yard. The vendor, Champlin Tire Recycling, was present during the event and hauled the tires from the site to their tire monofil in Concordia, KS. The program was funded by the County's Solid Waste Fee and collected 1,378 tons or 137,780 passenger tire equivalents from 2,054 vehicles. The transport, handling, and disposal cost was \$123,999.30.

Trends emerge when analyzing the data collected from the four waste tire collection programs held in Sedgwick County. The overall tonnage of waste tires collected is decreasing. Vehicle counts have

also trended down with a slight increase from 2011 to 2015. These trends are shown in Figure 1. Figure 2 shows that the tonnage collected per day has steadily increased with each program. And, the size of loads peaked in 2011 as shown in Figure 3.





Champlin Tire Recycling loading tires for transport to their tire monofil.

Storm Debris

On January 21, 2015, the Sedgwick County Board of County Commissioners repealed two resolutions pertaining to the reimbursement of cities for storm related expenses. The County is currently developing a new storm debris disposal plan.

Christmas Trees

From December 20, 2014 through January 13, 2015, Sedgwick County provided 21 sites throughout the County for residents to drop off Christmas trees. Residents were also invited to take free mulch home with them. The program collected 4,200 trees. In addition, some small cities in Sedgwick County also operate their own Christmas tree disposal program.

KDHE SOLID WASTE PERMITS

KDHE requires that any solid waste permit must first be approved by the local government as to its consistency with the local Solid Waste Management Plan. One solid waste permit application was reviewed and approved from June 2014 to June 2015.

Stericycle, Inc. relocated their medical waste transfer station facility. The move required a new permit. Their Solid Waste Transfer Station permit was reviewed and approved by the Solid Waste Committee on September 8, 2014. The permit was reviewed and approved by the Board of County Commissioners on November 19, 2014.

KDHE GRANT APPLICATIONS

KDHE requires that all grant applications come before the Solid Waste Management Committee. There were no grant applications from June 2014 to June 2015.

PUBLIC EDUCATION

Sedgwick County continues to make numerous efforts to inform and educate citizens and businesses about issues related to solid waste in Sedgwick County. Staff interacted with the public at trade shows and numerous presentations. Staff made ongoing updates to an online recycling guide. The guide can be found at: <http://Sedgwickcounty.org/environment/recyclingguide.asp>. Numerous promotional items and educational pieces we developed and distributed to the public.

SOLID WASTE FEE

Sedgwick County utilizes a Solid Waste Fee to help fund certain components of the Solid Waste Plan. On June 4, 2014, the Board of County Commissioners voted to keep the Solid Waste Fee. For 2014, the annual residential base rate is \$6.48. For non-residential commercial owners, the base fee would be established at \$5.94 with differentiating amounts depending on the property class tier assignments for non-residential properties. A copy of the Solid Waste Fee resolution can be found in Appendix A.

RESOLUTION NO. 84-2014

A RESOLUTION OF THE BOARD OF COUNTY COMMISSIONERS OF SEDGWICK COUNTY, KANSAS ADOPTED PURSUANT TO K.S.A. 65-3410, IMPLEMENTING AND ESTABLISHING A SCHEDULE OF FEES TO BE ASSESSED AGAINST AND CHARGED TO REAL PROPERTY WITHIN THE COUNTY'S SOLID WASTE SERVICE AREA; PRESCRIBING THE USE AND EXPENDITURE OF REVENUES FROM SUCH FEES AND ESTABLISHING THE BOUNDARIES OF THE COUNTY'S SOLID WASTE SERVICE AREA.

WHEREAS, the Board of County Commissioners (the "Board") of Sedgwick County, Kansas (the "County") has developed and received approval of a solid waste management plan (the "Plan") for the County pursuant to K.S.A. 65-3401 et seq. (the "Act"); and

WHEREAS, the Act allows the Board to provide for proper effective solid waste management and recycling systems by levying and collecting fees and charges upon persons receiving solid waste management system services; and

WHEREAS, the development and implementation of the Plan and of proper effective solid waste management and recycling systems requires funding which should be paid by a system of fees and charges as authorized by the Act.

NOW, THEREFORE, BE IT RESOLVED BY THE BOARD OF COUNTY COMMISSIONERS OF SEDGWICK COUNTY, KANSAS:

Section 1. Definitions. For purposes of this resolution, the following terms shall have the following meanings:

"Dwelling Unit" means a structure or the part of a structure that is used as a home, residence or sleeping place by one person who maintains a household or by two or more persons who maintain a common household.

"Nonresidential Improved Property" means a parcel of real property having a unique identifying number (Parcel Identification Number) on the property appraisal records of Sedgwick County, Kansas, on which no Dwelling Unit is constructed, and on which one or more structures other than a Dwelling Unit is constructed.

"Persons Receiving Service" as referred to in K.S.A. 65-3410 means, for the purposes of this resolution, all persons shown on the County's ad valorem tax records as owners of improved real property in the County, falling within the classifications set forth in this resolution.

"Residential Property" means a parcel of real property having a unique identifying number (Parcel Identification Number) on the property appraisal records of Sedgwick County, Kansas, on which at least one Dwelling Unit is constructed.

"Solid Waste Service Area" shall have the boundaries defined in Section 3 of this resolution.

All other words and phrases used in this resolution shall have the meanings defined in the Act, to the extent applicable.

Section 2. Findings. The Board hereby finds and determines that:

A. In order to develop and implement the Plan and to provide for proper effective solid waste management and recycling systems, it is desirable and necessary to establish, levy and collect fees and charges upon Persons Receiving Service in the Solid Waste Service Area.

B. The most just, fair and equitable manner of imposing fees and charges is to divide the County's real property into certain classifications, so that the funds raised bear a reasonable relationship to the various uses to which the real property is put, the volume of waste occurring from the different land based classifications, the characteristics of waste generated from the different land uses and the services to be provided under the solid waste management and recycling systems.

C. It is prudent and advisable, and in the best interests of the citizens of the County, to designate the entirety of the County, both incorporated and unincorporated, as the County's Solid Waste Service Area.

Section 3. Designation of Solid Waste Service Area. The entirety of Sedgwick County, Kansas, both incorporated and unincorporated, is hereby designated as the County's Solid Waste Service Area.

Section 4. Annual Fees. The following annual fees and charges are hereby imposed and levied upon all Persons Receiving Service and upon all Residential Property and Nonresidential Improved Property within the County's Solid Waste Service Area. Fees to be charged for each property within the various classifications and the classifications of real property within the County's Solid Waste Service Area are hereby determined as follows:

1. Residential property, for each Dwelling Unit,	\$6.48
2. Nonresidential Improved Property, by land based classification standards as set forth in Exhibit A attached to this resolution:	
Tier 1 -	\$4.46
Tier 2 -	\$5.94
Tier 3 -	\$7.43
Tier 4 -	\$8.91
Tier 5 -	\$5.94 x number of tenant spaces

Section 5. Basis for Determination of Fees. In establishing the fee schedule set forth in this resolution, the Board has considered the various uses to which real property designated within the schedule is put, the volume of solid waste occurring from the different land uses, the types of waste generated by the various classifications of real property within the schedule and the benefits to be received through the provision of solid waste services.

Section 6. Use of Fees Generated. All fees generated and collected pursuant to this resolution shall be used (a) for the development and management of solid waste processing, disposal services, and recycling programs (b) for development and operation of reclamation facilities and services for household hazardous materials within the solid waste service area and (c) to do all other things necessary for a proper effective solid waste system.

Section 7. Collection of Fees. All fees implemented and established pursuant to this resolution shall be collected on a yearly basis by billing the fee on the ad valorem property tax statement issued to the owner of the affected property, or by separate billing where no separate ad valorem tax statement would be sent to the owner of the subject real property within the solid waste service area.

Section 8. Collection of Delinquent Fees. Any fees implemented and charged pursuant to this resolution which remain unpaid for a period of 60 or more days after the date after which they were billed may be collected thereafter by the County in the following manner:

(a) At least once a year, the Board shall cause to be prepared a report of delinquent fees. The Board shall fix a time, date and place for hearing the report and any objections or protests thereto.

(b) The Board shall cause notice of the hearing to be mailed to the property owners listed on the report not less than ten days prior to the date of the hearing.

(c) At the hearing, the Board shall hear any objections or protests of property owners liable to be assessed for delinquent fees. The Board may make such revisions or corrections to the report as it deems just, after which, by resolution, the report shall be confirmed.

(d) The delinquent fees set forth in the report as confirmed shall constitute assessments against the respective parcels of land and are a lien on the property for the amount of such delinquent fees. A certified copy of the confirmed report shall be filed with the County Clerk for the amounts of the respective assessments against the respective parcels of land as they appear on the current assessment roll. The lien created attaches upon recording in the office of the County Clerk of a certified copy of the resolution of confirmation. The assessment may be collected at the same time and in the same manner as ordinary County ad valorem property taxes are collected and shall be subject to the same penalties in the same procedure and sale in case of delinquency as provided for such taxes. All laws applicable to the levy, collection and enforcement of County ad valorem property taxes shall be applicable to such assessment.


Section 9. Effective Date. The fees set forth in this resolution shall be effective from and after July 1, 2014. The billing for the fees shall be rendered with the ad valorem tax statements issued on or after November 1, 2014.

Commissioners present and voting were:

DAVID M. UNRUH	<u>Aye</u>
TIM R. NORTON	<u>Aye</u>
KARL PETERJOHN	<u>Aye</u>
RICHARD RANZAU	<u>Aye</u>
JAMES B. SKELTON	<u>Aye</u>

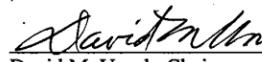
Dated this 4 day of June, 2014.


ATTEST:


KELLY B. ARNOLD,
County Clerk




BOARD OF COUNTY COMMISSIONERS
OF SEDGWICK COUNTY, KANSAS



David M. Unruh, Chairman
Commissioner, First District



Tim R. Norton, Chair Pro Tem
Commissioner, Second District

APPROVED AS TO FORM:


RICHARD A. EUSON
County Counselor


James B. Skelton
Commissioner, Fifth District


Karl Peterjohn
Commissioner, Third District


Richard Ranzau
Commissioner, Fourth District

2014 Solid Waste Fee Resolution Exhibit A

Land Based Classification Standard (LBCS)	Land Use	LBCS Function Code Description	Actual Description per Land Use Table in Mainframe	Description Used for Solid Waste Reports	Waste Tier/Rate
1101	111	Single-Family Residence	R Single Family	Single Family	Base Residential Rate
1102	112	Duplex	R Duplex	Duplex	Base Residential Rate * 2
1103	113	Triplex	R Triplex	Triplex	Base Residential Rate * 3
1104	114	Quadraplex	R Four plex	Fourplex	Base Residential Rate * 4
1105	110	Townhouse	Townhouse	Single Family	Base Residential Rate
1120	120	Multiple Dwelling Parcel		MH Park and Apartments	Base Residential Rate * number of units
1150	115	Apartment Unit (single family)	R Condominium	Condominium	Base Residential Rate
1155	116	Residential Common Area & Support Facilities	CONDO COMMON ELEMENT	Condo Common Area Facilities	Base Residential Rate * number of units
1160	117	Manufactured Home Site	R Mobile Home Site	Mobil Home Site	Base Residential Rate
1161	117	Manufactured Home Site In A Park or Community	R Mobile Home Site	Mobil Home Site	Base Residential Rate
1165	118	Manufactured Home Park	MH PARK OR COURT	MH Park and Apartments	Base Residential Rate * number of units
1170	119	Garden Apartment Complex (1-3 stories)	GARDEN APT 1-3 STORY	MH Park and Apartments	Base Residential Rate * number of units
1171	199	Federally Subsidized Apartment Complex	R Other Residential Uses NEC	Other Residential Uses NEC	Base Residential Rate * number of units
1172	120	Low-rise (walk-up) Apartment	WALK-UP APT 1-4 STRY	MH Park and Apartments	Base Residential Rate * number of units
1175	121	Mid-Rise Apartment (4-7 stories)	MID-RISE APT 4-7 STRY	MH Park and Apartments	Base Residential Rate * number of units
1176	122	High-Rise Apartment (8+ stories)	HIGH-RISE APT 7 STORY	MH Park and Apartments	Base Residential Rate * number of units
1179		Single Room Occupancy Housing (converted motel, hotel)		MH Park and Apartments	Base Residential Rate * number of units
1180	124	Dwelling Converted to Apartments	RES CONVERTED TO APT	MH Park and Apartments	Base Residential Rate * number of units
1190		Temporary Residential Use (tent, travel, trailer, portable trailer)		MH Park and Apartments	Tier 1 Rate
1199	199	Accessory Residential Support Use (garage, shed)	R Other Residential Uses NEC	Other Residential Uses NEC	Base Residential Rate * number of units
1210		Residential Housing		MH Park and Apartments	Base Residential Rate * number of units
1220	119	Congregate Living Facility	GARDEN APT 1-3 STORY	MH Park and Apartments	Base Residential Rate * number of units
1230	199	Assisted-Living Facility	R Other Residential Uses NEC	Other Residential Uses NEC	Base Residential Rate * number of units
1240		Life Care or Continuing Care Services		Health Care Institution	Base Residential Rate * number of units
1250	659	Skilled-Nursing Facility	NURSING HOME	Health Care Institution	Tier 2 Rate
1310	124	Bed and Breakfast Inn	RES CONVERTED TO APT	MH Park and Apartments	Base Residential Rate * number of units
1320	123	Rooming and Boarding House	GROUP QUARTERS RM HSE	MH Park and Apartments	Base Residential Rate * number of units
1330	171	Hotel / Motel	HOTEL-MOTEL NO RSTRNT	Hotels	Tier 4 Rate
1331	170	Hotel / Motel with Restaurant	HOTEL-MOTEL W/RSTURNT	Hotels	Tier 4 Rate
1332	172	Hotel- High-Rise (5+ stories)	HOTEL-MOTEL HI RISE	Hotels	Tier 4 Rate
1340		Casino Hotel		Hotels	Tier 4 Rate
1342	173	Resort / Dude Ranch	RESORT HOTEL-MOTEL	Hotels	Tier 4 Rate
1344	174	Health Spa	HEALTH RESORT	Health Spa	Tier 4 Rate
2000	649	General Sales or Services (not elsewhere classified)	COMMERCIAL USES N.E.C	Commercial	Tier 2 Rate
2101	531	Downtown Row Store	DWNTOWN ROW STORE	Small Retail	Tier 2 Rate
2102	532	Retail Store	RETAIL STORE	Small Retail	Tier 2 Rate
2103	544	Retail Unit (within a structure)	RETAIL CONDO UNIT	Retail condo unit	Tier 2 Rate

2104	538	Convenience Retail Store	CONV RETAIL CTR	Medium Retail	Tier 3 Rate
2105	533	Strip Store Center	STRIP STORE	Small Retail	Tier 2 Rate
2106	540	Neighborhood Shopping Center	NBHD SHOPPING CENTER	Medium Retail	Tier 3 Rate
2107	541	Community Shopping Center	COMMUNITY SHOPING CTR	Medium Retail	Tier 3 Rate
2108	542	Regional Shopping Center	REGIONAL SHOPING CTR	Large Retail	Tier 5 Rate * number of business units
2109	543	Super Regional Shopping Center	SUPER REG SHOPING CTR	Large Retail	Tier 5 Rate * number of business units
2111	551	Automobile / Light Truck / RV Dealership	AUTO DEALERSHIP SERV	Vehicle and Motorized Equipment Dealer	Tier 3 Rate
2112	553	Mobile Home / Manufactured Housing Dealership	MH MOTORHOME DEALER	Vehicle and Motorized Equipment Dealer	Tier 3 Rate
2113	557	Motorcycle / ATV Dealer	MOTORCYCLE DEALERSHIP	Vehicle and Motorized Equipment Dealer	Tier 3 Rate
2114	556	Boat / Marine Craft Dealer	MARINE DEALERSHIP	Vehicle and Motorized Equipment Dealer	Tier 3 Rate
2116	640	Auto Service Station (full service with garage bays)	FULL SERVICE STATION	Auto Service	Tier 2 Rate
2117	642	Self-Service Gas Station (may have convenience food mart)	SELF-SERVICE STATION	Auto Service	Tier 2 Rate
2118	552	Car Lot / Used Car Dealership	AUTO DEALERSHIP LOT	Vehicle and Motorized Equipment Dealer	Tier 3 Rate
2121	532	Furniture / Home Furnishings Center	RETAIL STORE	Small Retail	Tier 2 Rate
2122	521	Hardware / Home Improvement Center	LUMBER YD/BLDG SUPPLY	Building Supply and Garden Center	Tier 3 Rate
2123	522	Lawn and Garden Supply / Feed Store	NURSERY/GRNHSE/GARDEN	Building Supply and Garden Center	Tier 3 Rate
2124	536	Department Store / Warehouse Club / Superstore	DEPT STORE	Medium Retail	Tier 3 Rate
2125		Big Box Store (electronics / appliances)		Medium Retail	Tier 3 Rate
2126	521	Lumberyard / Building Materials	LUMBER YD/BLDG SUPPLY	Building Supply and Garden Center	Tier 3 Rate
2128	535	Discount Store	DISCOUNT CHAIN STORE	Medium Retail	Tier 3 Rate
2130		Durable Consumer Goods Sales and Services		Medium Retail	Tier 3 Rate
2151	539	Grocery Store / Supermarket	SUPERMARKET	Medium Retail	Tier 3 Rate
2152	537	Convenience Store	CONVENIENCE STORE	Medium Retail	Tier 3 Rate
2153		Specialty Food / Health Store		Medium Retail	Tier 3 Rate
2154		Fruit and Vegetable Market		Medium Retail	Tier 3 Rate
2161		Pharmacy / Drug Store		Medium Retail	Tier 3 Rate
2170		Automotive Specialized Services		Auto Service	Tier 2 Rate
2171	643	Automatic Car Wash	CAR WASH AUTO	Auto Service	Tier 2 Rate
2172	644	Self-Service Car Wash	CAR WASH SELF SERVICE	Auto Service	Tier 2 Rate
2174	639	Automobile Service Center	AUTO SERVICE CENTER	Auto Service	Tier 2 Rate
2175	638	Service Garage / Paint Shop / Detailing	AUTO SERVICE GARAGE	Auto Service	Tier 2 Rate
2176		Quick Lube Shop		Auto Service	Tier 2 Rate
2180		Specialized Retail Center		Medium Retail	Tier 3 Rate
2181		Fashion/Specialty Shopping Center (high-end, fashion-oriented stores)		Medium Retail	Tier 3 Rate
2182		Power Center (category-dominated anchors with few small tenants)		Medium Retail	Tier 3 Rate
2183		Theme of Festival Shopping Center (leisure, tourist-oriented, restaurants)		Medium Retail	Tier 3 Rate
2184		Outlet or Discount Shopping Center (manufactured outlet stores)		Medium Retail	Tier 4 Rate
2210	611	Bank / Savings Institution	BANK/S&L FULL SERVICE	Commercial	Tier 2 Rate
2211	612	Branch Bank (drive up facility)	BRANCH BANK/S&L DRIVE	Commercial	Tier 2 Rate
2212	613	Bank / ATM Kiosk or Remote Facility	BANK REMOTE FACILITY	Commercial	Tier 2 Rate
2321	515	Mini-Storage Warehouse / Self Storage	MINI-STORAGE	Storage	Tier 2 Rate
2331		Car Rental Agency		Commercial	Tier 2 Rate
2332	555	Tractor / Heavy Trucks / Trailer, Dealership / Leasing	TRACTOR TRAIL DEALER	Vehicle and Motorized Equipment Dealer	Tier 3 Rate
2333		Recreational Goods Rental		Commercial	Tier 2 Rate
2334		Leasing Commercial / Industrial Machinery and Equipment		Commercial	Tier 2 Rate
2335		Consumer Goods Rental		Commercial	Tier 2 Rate

2401	631	General Office Buildings (1-4 stories)	OFF BLDG 1-4 STORIES	Commercial	Tier 2 Rate
2402	632	General Office Buildings (5+ stories)	OFF BLDG 5 STORIES&UP	Commercial	Tier 2 Rate
2403	633	Strip Office Center	STRIP OFFICE CENTER	Commercial	Tier 2 Rate
2404	634	Office Unit (condo)	OFFICE CONDO UNIT	Commercial	Tier 2 Rate
2418	636	Veterinary Office / Clinic	VETERINARY OFFICE	Commercial	Tier 2 Rate
2510	581	Full-Service Restaurant	RESTAURANT	Restaurant	Tier 4 Rate
2520	581	Cafeteria / Limited Service Restaurant	RESTAURANT	Restaurant	Tier 4 Rate
2521	582	Drive-in Restaurant	DRIVE-IN RESTAURANT	Restaurant	Tier 4 Rate
2522	583	Fast Food Restaurant	FAST FOOD RESTAURANT	Restaurant	Tier 4 Rate
2530		Snack / Nonalcoholic Bar		Restaurant	Tier 4 Rate
2540	584	Bar / Tavern / Lounge	BAR/LOUNGE/DISCO CLUB	Restaurant	Tier 4 Rate
2541	585	Night Club / Dinner Theater	DINNER & NIGHT CLUB	Restaurant	Tier 4 Rate
2560		Caterer / Commissary		Restaurant	Tier 4 Rate
2650	460	Parking Lot (uncovered)	AUTO PARKING OPEN	Parking	Tier 1 Rate
2660	461	Parking Garage (covered)	AUTO PARKING GARAGE	Parking	Tier 1 Rate
2721	699	Animal Shelter / Pound	OTHER INST SERV NEC	Religious and Non-Profit Institution	Tier 2 Rate
2722	649	Kennel / Boarding Services	COMMERCIAL USES N.E.C	Commercial	Tier 2 Rate
2800	534	Retail / Office / Apartment Combination	STORE OFFICE OR APT	Small Retail	Tier 2 Rate
3110		Food and Beverage Mfg.		Manufacturing and other Industrial Uses	Tier 4 Rate
3111	211	Meat Product Mfg.	MEAT PRODUCTS MFG	Manufacturing and other Industrial Uses	Tier 4 Rate
3112	212	Dairy Products Mfg.	DAIRY PRODUCTS MFG	Manufacturing and other Industrial Uses	Tier 4 Rate
3113	214	Grain Milling Products Mfg.	GRAIN MILL PROD MFG	Manufacturing and other Industrial Uses	Tier 4 Rate
3114	215	Bakery Products Mfg.	BAKERY PRODUCT MFG	Manufacturing and other Industrial Uses	Tier 4 Rate
3115	218	Beverage Products Mfg.	BEVERAGE MFG	Manufacturing and other Industrial Uses	Tier 4 Rate
3120	511	Tobacco Products Mfg.	WHSE DIST OR STORAGE	Storage	Tier 2 Rate
3130	229	Textile (mill products) Mfg.	TEXTILE MILL PROD MFG	Manufacturing and other Industrial Uses	Tier 4 Rate
3131	238	Clothing Mfg.	TEXTILE CLOTHING MFG	Manufacturing and other Industrial Uses	Tier 4 Rate
3140	236	Leather and Allied Products Mfg	LEATHER&LEATHER MFG	Manufacturing and other Industrial Uses	Tier 4 Rate
3210	241	Wood Products Mfg.	TIMBER-FOREST LOGCAMP	Manufacturing and other Industrial Uses	Tier 4 Rate
3215	242	Sawmill	SAWMILL PLANING MILLS	Manufacturing and other Industrial Uses	Tier 4 Rate
3216	243	Millwork / Veneer / Plywood Mfg.	MILLWORK/VENEER/PLYWD	Manufacturing and other Industrial Uses	Tier 4 Rate
3221	262	Paper Manufacturing	PAPER MFG	Manufacturing and other Industrial Uses	Tier 4 Rate
3222	265	Paperboard / Cardboard / Box Mfg.	PAPERBOARD/BOXES MFG	Manufacturing and other Industrial Uses	Tier 4 Rate
3230	259	Furniture Mfg.	FURNITURE FIXT MFG	Manufacturing and other Industrial Uses	Tier 4 Rate
3311	291	Petroleum Refining	PETROLEUM REFINING	Manufacturing and other Industrial Uses	Tier 4 Rate
3312	292	Paving and Roofing Materials Mfg.	PAVE/ROOFMATERIAL MFG	Manufacturing and other Industrial Uses	Tier 4 Rate
3321	319	Rubber Products Mfg.	RUBBER PRODUCTS MFG	Manufacturing and other Industrial Uses	Tier 4 Rate
3322	285	Paint / Varnish / Liquor Mfg.	PAINT/VARNISHES MFG	Manufacturing and other Industrial Uses	Tier 4 Rate
3323	283	Drug / Pharmaceutical Mfg.	DRUGS MFG	Manufacturing and other Industrial Uses	Tier 4 Rate
3324	282	Plastic Mfg.	PLASTIC MATERIALS MFG	Manufacturing and other Industrial Uses	Tier 4 Rate
3325	281	Industrial Chemical Mfg.	INDUSTRIALCHEMICALMFG	Manufacturing and other Industrial Uses	Tier 4 Rate
3331	321	Flat Glass Mfg.	FLAT GLASS MFG	Manufacturing and other Industrial Uses	Tier 4 Rate
3332	322	Glass and Glassware Products Mfg.	GLASS/GLASSWARE MFG	Manufacturing and other Industrial Uses	Tier 4 Rate

3333	323	Cement Mfg.	CEMENT HYDRAULIC MFG	Manufacturing and other Industrial Uses	Tier 4 Rate
3334	326	Gypsum / Plaster / Concrete / Products Mfg.	CONCRETE/GYP/PLASTER	Manufacturing and other Industrial Uses	Tier 4 Rate
3335	327	Cut Stone and Stone Products Mfg.	CUT STONE/STONE MFG	Manufacturing and other Industrial Uses	Tier 4 Rate
3340		Primary Metal Mfg.		Manufacturing and other Industrial Uses	Tier 4 Rate
3341	332	Steel Metal Mfg.	IRON/STEEL FOUNDRIES	Manufacturing and other Industrial Uses	Tier 4 Rate
3342	333	Steel Fabrication	STEEL FABRICATING	Manufacturing and other Industrial Uses	Tier 4 Rate
3350	340	Machinery Mfg.	MACHINERY MFG	Manufacturing and other Industrial Uses	Tier 4 Rate
3351	334	Automobile / Truck Manufacturing	AUTO MFG	Manufacturing and other Industrial Uses	Tier 4 Rate
3352	335	Aircraft Manufacturing	AIRCRAFT MFG	Manufacturing and other Industrial Uses	Tier 4 Rate
3353	336	Instrument / High- Technology Manufacturing	HI-TECH MFG	Manufacturing and other Industrial Uses	Tier 4 Rate
3360	341	Electrical Equipment / Appliance / Components Manufacturing	ELECTRICAL EQUIP MFG	Manufacturing and other Industrial Uses	Tier 4 Rate
3370		Heavy Transportation Equipment Mfg. (railroad, pipeline)		Manufacturing and other Industrial Uses	Tier 4 Rate
3400	399	Miscellaneous Manufacturing	OTHER INDUSTRIAL NEC	Manufacturing and other Industrial Uses	Tier 4 Rate
3519	486	Salvage Yard / Recycle Center	SALVAGE YARD	Utilities and Waste Disposal	Tier 2 Rate
3610	511	Warehouse Distribution / Storage Facility	WHSE DIST OR STORAGE	Storage	Tier 2 Rate
3620	512	Warehouse-Office Strip / Complex	WHSE OFFSTRIP/COMPLEX	Storage	Tier 2 Rate
3630	513	Warehouse-Retail Combination	WHSE RETAIL COMB	Storage	Tier 2 Rate
3640	514	Warehouse-Office Combination	WHSE OFFICE COMB	Storage	Tier 2 Rate
3660	516	Cold Storage Warehouse	COLD STORAGE FACILITY	Storage	Tier 2 Rate
3670	517	Transit Warehouse / Truck Terminal	TRUCK TERMINAL	Storage	Tier 2 Rate
4000	499	Transportation / Communication / Information / Utilities	TRANSP/COMM/UTL USES	Utilities and Waste Disposal	Tier 2 Rate
4110	431	Air Transportation	Airports and Flying Fields	Airports and Flying Fields	Tier 3 Rate
4111		Air Passenger Transportation		Airports and Flying Fields	Tier 3 Rate
4112		Air Freight Transportation		Airports and Flying Fields	Tier 3 Rate
4113		Airport and Support Facilities		Airports and Flying Fields	Tier 3 Rate
4114		Aircraft and Accessories		Airports and Flying Fields	Tier 2 Rate
4115		Other Air Transportation (sailplane, blimp, balloon, etc.)		Airports and Flying Fields	Tier 1 Rate
4130	423	Road / Ground Passenger / Transit Transportation	BUS TRANSPORTATION	Transport	Tier 1 Rate
4133	423	Local Transit System-Bus / Special Needs / Other Motor Vehicles	BUS TRANSPORTATION	Transport	Tier 1 Rate
4134		Interurban / Charter Bus and Similar Operations		Transport	Tier 1 Rate
4135		School and Employee Bus Transportation		Transport	Tier 1 Rate
4136		Special Purpose Transit Transportation (including scenic, sightseeing, etc.)		Transport	Tier 1 Rate
4137	424	Taxi / Limousine Service	TAXICABS	Transport	Tier 1 Rate
4138		Towing / Other Road and Ground Services		Transport	Tier 1 Rate
4140	422	Truck and Freight Transportation Services	MOTOR FREIGHT TRANS	Transport	Tier 1 Rate
4152	441	Marine / Barge Freight Transportation	MARINE TERMINALS	Marine Terminals	Tier 1 Rate
4170	652	Postal Services	POST OFFICE	Post Office	Tier 1 Rate
4180		Pipeline Transportation		Transport	Tier 1 Rate
4213	271	Periodical Publishing / Printing	PERIODICAL PUB&PRINT	Manufacturing and other Industrial Uses	Tier 4 Rate
4214	272	Newspaper Publishing / Printing	NEWSPAPER PUB&PRINT	Manufacturing and other Industrial Uses	Tier 4 Rate
4215	274	Commercial Printing	COMMERCIAL PRINTING	Manufacturing and other Industrial Uses	Tier 4 Rate
4220		Motion Pictures and Sound Recording		Communications	Tier 2 Rate
4231	475	Radio and Television Broadcasting	RADIO & TV SYSTEMS	Communications	Tier 2 Rate

4232		Cable Networks and Distribution		Communications	Tier 2 Rate
4233		Wireless Telecommunications		Communications	Tier 2 Rate
4234	471	Telephone Communication	TELEPHONE COMM	Communications	Tier 2 Rate
4235	472	Telegraph Communication	TELEGRAPH COMM	Communications	Tier 2 Rate
4236	473	Radio Station	RADIO STUDIO	Communications	Tier 2 Rate
4237	474	TV Studio / Station	TV STUDIO	Communications	Tier 2 Rate
4238	476	Transmitter / Antenna Facility	RADIO/TV TRANS FACLTY	Radio/TV Trans Facility	Tier 2 Rate
4240		Information Services and Data Processing		Commercial	Tier 2 Rate
4242	712	Library / Archive	LIBRARY	Recreation	Tier 1 Rate
4310	481	Electric Power Generation	ELECTRIC UTILITY	Utilities and Waste Disposal	Tier 2 Rate
4312		Power Generation Facility		Utilities and Waste Disposal	Tier 2 Rate
4313		Power Generation Facility- Nuclear		Utilities and Waste Disposal	Tier 2 Rate
4314		Power Generation Facility- Alternative Energy		Utilities and Waste Disposal	Tier 2 Rate
4321	482	Natural Gas Utility	GAS UTILITY	Utilities and Waste Disposal	Tier 2 Rate
4331	483	Drinking Water Purification / Distribution	WATER UTL/IRRIGATION	Utilities and Waste Disposal	Tier 2 Rate
4332		Irrigation / Industrial Water Supply		Utilities and Waste Disposal	Tier 2 Rate
4333		Air Conditioning and Steam Generation		Utilities and Waste Disposal	Tier 2 Rate
4341		Hazardous Waste Collection		Utilities and Waste Disposal	Tier 2 Rate
4342		Hazardous Waste Treatment and Disposal		Utilities and Waste Disposal	Tier 2 Rate
4343		Solid Waste Collection		Utilities and Waste Disposal	Tier 2 Rate
4344		Solid Waste Combustor / Incinerator		Utilities and Waste Disposal	Tier 2 Rate
4345	485	Solid Waste Disposal / Landfill	SOLID WASTE DISPOSAL	Utilities and Waste Disposal	Tier 2 Rate
4346	484	Waste Treatment and Disposal	SEWAGE DISPOSAL	Utilities and Waste Disposal	Tier 2 Rate
4347		Septic Tank and Related Services		Utilities and Waste Disposal	Tier 2 Rate
5000	799	Arts / Entertainment / Recreation Facility	CULT/ENT/REC N.E.C	Recreation	Tier 2 Rate
5111	715	Motion Picture Theater	PICTURE THEATER	Recreation	Tier 2 Rate
5112	716	Cinema Complex (2 or more screens)	CINEMA COMPLEX	Recreation	Tier 2 Rate
5113	718	Drive-In Theatre	DRIVE-IN THEATER	Recreation	Tier 2 Rate
5114	717	Legitimate Theatre	LEGITIMATE THEATER	Recreation	Tier 2 Rate
5115	719	Amphitheatre	AMPHITHEATER	Recreation	Tier 2 Rate
5116	720	Auditorium / Concert Hall / Performing Arts Center	AUDITORIUM	Recreation	Tier 2 Rate
5130	721	Racetrack	RACE TRACK	Recreation	Tier 2 Rate
5210	711	Museum / Science and Technology Center	MUSEUM	Recreation	Tier 2 Rate
5211	713	Art Gallery	ART GALLERY	Recreation	Tier 2 Rate
5212		Living History Museum		Recreation	Tier 2 Rate
5220		Historical or Archeological Institution		Recreation	Tier 2 Rate
5230	714	Zoo / Botanical Garden / Aquarium	ZOO/AQUARIUM	Recreation	Tier 2 Rate
5232	714	Zoo / Animal Park	ZOO/AQUARIUM	Recreation	Tier 2 Rate
5234		Botanical Garden / Arboretum		Recreation	Tier 2 Rate
5236		Aquarium / Marine Science Center		Recreation	Tier 2 Rate
5310	723	Amusement or Theme Park	AMUSEMENT PARK	Recreation	Tier 2 Rate
5315	722	Fairground	FAIRGROUND	Recreation	Tier 2 Rate
5320	724	Games Arcade	ARCADE/GAME CENTER	Recreation	Tier 2 Rate

5330		Casino or Gambling Establishment		Recreation	Tier 4 Rate
5340	731	Miniature Golf Course	MINIATURE GOLF	Recreation	Tier 1 Rate
5341		Family Sports / Recreation Center		Recreation	Tier 2 Rate
5350		Ski Slope / Alpine Sports		Recreation	Tier 2 Rate
5360	734	Marina / Yacht Club	MARINA	Recreation	Tier 1 Rate
5371	709	Gymnasium	GYMNASIUMS	Recreation	Tier 1 Rate
5372	710	Fitness Center / Racquetball Club	HEALTH/RECQ CLUB	Recreation	Tier 1 Rate
5373	727	Tennis Club	TENNIS COURT	Recreation	Tier 1 Rate
5374	729	Golf Course	GOLF CRS W/OUT CC	Recreation	Tier 1 Rate
5375	728	Country Club Golf Course	GOLF CRS/COUNTRY CLUB	Recreation	Tier 2 Rate
5376	730	Driving Range	DRIVING RANGE	Recreation	Tier 1 Rate
5377	732	Playground	PLAYGROUND	Recreation	Tier 1 Rate
5378	733	Swimming Pool	SWIMMING POOL	Recreation	Tier 1 Rate
5379	708	Sports Complex/ Arena / Playing Fields	SPORT ARENAS	Recreation	Tier 2 Rate
5381	725	Bowling Alley	BOWLING ALLEY	Recreation	Tier 2 Rate
5382		Pool Hall		Recreation	Tier 2 Rate
5390	726	Skating Rink / Ice Rink	SKATING RINK	Recreation	Tier 1 Rate
5410	737	Travel Trailer Park	TRAVEL TRAILER PARK	Recreation	Tier 1 Rate
5420	738	Camp Ground / Camping Park	CAMPGROUND	Recreation	Tier 1 Rate
5430	739	Fishing / Hunting Camp	FISH/HUNTING CAMP	Recreation	Tier 1 Rate
5510	735	General Recreation Park	REC PARK/WILDLIFE RES	Recreation	Tier 1 Rate
5520	736	Ornamental Park	LEISURE/ORNMENTL PARK	Recreation	Tier 1 Rate
6000	699	Education / Public Administration / Health Care and Other Institutions	OTHER INST SERV NEC	Religious and Non-Profit Institution	Tier 2 Rate
6110	662	Nursery / Kindergarten / Preschool	PRESCHOOL	Education	Tier 3 Rate
6121	663	Elementary	ELEMENTARY SCHOOL	Education	Tier 3 Rate
6122	664	Middle (junior high school)	JR HIGH SCHOOL	Education	Tier 3 Rate
6123	665	Senior (high school)	HIGH SCHOOL	Education	Tier 3 Rate
6124		Continuance		Education	Tier 3 Rate
6125		Alternate Education Services		Education	Tier 3 Rate
6126		Adult Education Services		Education	Tier 3 Rate
6131	666	Junior College	JR COLLEGE	Education	Tier 3 Rate
6132	667	University	COLLEGE/UNIVERSITY	Education	Tier 3 Rate
6133		Specialized College / School		Education	Tier 3 Rate
6140	668	Technical / Trade / Specialty School	VOCATIONAL/TRADE SCH	Education	Tier 3 Rate
6144		Driving School		Education	Tier 3 Rate
6145		Dance / Fine / Performing Arts Education		Education	Tier 3 Rate
6146		Flight Training School		Education	Tier 3 Rate
6147		Sports / Athletic Training School		Education	Tier 3 Rate
6210	651	Government Offices (legislative and executive functions)	GOVERNMENTAL OFFICES	Religious and Non-Profit Institution	Tier 2 Rate
6221		Court / Judicial Offices		Religious and Non-Profit Institution	Tier 2 Rate
6222	655	Correctional Institutions / Jail / Prison	CORRECTIONAL FACILITY	Religious and Non-Profit Institution	Tier 3 Rate
6300	699	Other Government Facilities	OTHER INST SERV NEC	Religious and Non-Profit Institution	Tier 2 Rate
6310	656	Military / National Security Base or Reservation	M/BASE OR RESERVATION	Religious and Non-Profit Institution	Tier 2 Rate

6320		Space Research / Technology Center		Religious and Non-Profit Institution	Tier 2 Rate
6400		Public Safety Facilities		Religious and Non-Profit Institution	Tier 2 Rate
6410	654	Fire and Rescue	FIRE STATION	Religious and Non-Profit Institution	Tier 2 Rate
6420	653	Police Station / Law Enforcement Center	POLICE STATION	Religious and Non-Profit Institution	Tier 2 Rate
6430		Emergency Response Center		Religious and Non-Profit Institution	Tier 2 Rate
6510		Ambulatory or Outpatient Care Services		Religious and Non-Profit Institution	Tier 2 Rate
6511	635	Medical / Dental Office / Clinic	MEDICAL DENTAL OFFICE	Health Care Institution	Tier 2 Rate
6513		Medical / Diagnostic Lab		Health Care Institution	Tier 2 Rate
6514		Blood / Organ Bank		Health Care Institution	Tier 2 Rate
6530	657	Hospital	HOSPITAL	Health Care Institution	Tier 4 Rate
6531	658	Surgical Clinic	SURGIAL/HEALTH CTR	Health Care Institution	Tier 3 Rate
6560	692	Social Assistance / Services / Welfare / Charitable Services	SOCIAL SERV FACILITY	Religious and Non-Profit Institution	Tier 2 Rate
6561	119	Child and Youth Services	GARDEN APT 1-3 STORY	MH Park and Apartments	Base Residential Rate * number of units
6562	661	Child Day Care / Learning Center	DAY CARE	Education	Tier 3 Rate
6563		Community Food Bank		Religious and Non-Profit Institution	Tier 2 Rate
6564		Emergency Relief Services		Religious and Non-Profit Institution	Tier 2 Rate
6570	680	Charitable Institution	CHARITABLE INST	Religious and Non-Profit Institution	Tier 2 Rate
6610	670	Church / Place of Worship	CHURCH	Religious and Non-Profit Institution	Tier 2 Rate
6620	671	Parochial School	RELIGIOUS SCHOOL	Religious and Non-Profit Institution	Tier 3 Rate
6630	673	Religious Living Quarters	RELIGIOUS LIV QUARTER	Religious and Non-Profit Institution	Base Residential Rate * number of units
6640		Religious Administrative Headquarters		Religious and Non-Profit Institution	Tier 2 Rate
6710	624	Funeral Home / Mortuary	FUNERAL HOME	Commercial	Tier 2 Rate
6720	660	Cemetery / Cremation Services	CEMETERY	Cemetery	Tier 1 Rate
6800		Professional Associations / Nonprofit Organizations		Religious and Non-Profit Institution	Tier 2 Rate
6810	682	Union Hall / Labor and Political Organizations	UNION HALL	Religious and Non-Profit Institution	Tier 2 Rate
6820		Business Associations / Professional Membership Organizations		Religious and Non-Profit Institution	Tier 2 Rate
6831	681	Civic Club	CIVIC CLUB	Religious and Non-Profit Institution	Tier 2 Rate
6832	683	Fraternal Institution	FRATERNAL INST	Religious and Non-Profit Institution	Tier 2 Rate
6833		Social Club		Religious and Non-Profit Institution	Tier 2 Rate
7100	645	Building / Development / General Contracting	CONTRACT CONSTRUCTION	Construction Services	Tier 4 Rate
7300		Special Trade Contractor		Construction Services	Tier 4 Rate
7400		Heavy Construction Contractor		Construction Services	Tier 4 Rate
8000	999	Mining and Extraction Operations	RESOURCE/EXT N.E.C	Agriculture, Mining & Resource Production	Tier 1 Rate
8110	914	Natural Gas / Helium Extraction	NATURAL GAS PROD	Agriculture, Mining & Resource Production	Tier 1 Rate
8120	913	Crude Oil Extraction	CRUDE PETROLEUM PROD	Agriculture, Mining & Resource Production	Tier 1 Rate
8190	991	Severed Subsurface Mineral Interest	SEVERED MINERAL RIGHTS	Agriculture, Mining & Resource Production	Tier 1 Rate
8191	990	Non-Severed Mineral Rights	NON SEVERED MINERAL RIGH	Agriculture, Mining & Resource Production	Tier 1 Rate
8200	911	Metal Mining (iron, copper, etc.)	METAL ORE MINING	Agriculture, Mining & Resource Production	Tier 1 Rate
8300	912	Coal Mining	COAL MINING	Agriculture, Mining & Resource	Tier 1 Rate

				Production	
8400		Nonmetallic Mining (salt, gypsum, etc.)		Agriculture, Mining & Resource Production	Tier 1 Rate
8500	915	Quarrying and Stone Cutting Establishment	QUARRIES ETC	Agriculture, Mining & Resource Production	Tier 1 Rate
8510	916	Sand Pit	SAND PIT	Agriculture, Mining & Resource Production	Tier 1 Rate
8590	932	Lake / Pond	LAKE/POND	Agriculture, Mining & Resource Production	Tier 1 Rate
9020	812	Farming / ranch land (with Ag improvements)	FARM/IMPRVMTS ONLY	Agriculture, Mining & Resource Production	Tier 1 Rate
9050	811	Farming / Ranching Operations (with improvements)	FARM/RES&FARM IMPRVMT	Farm-Ranch w/Res & Farm Improvement	Residential base rate
9130	814	Fruit / Trees	ORCHARDS	Agriculture, Mining & Resource Production	Tier 1 Rate
9141		Food Crops Grown Under Cover		Agriculture, Mining & Resource Production	Tier 1 Rate
9142	815	Nursery / Tree Production	TREE FARMS/NURSERY	Agriculture, Mining & Resource Production	Tier 1 Rate
9143		Floriculture Production		Agriculture, Mining & Resource Production	Tier 1 Rate
9201	812	Support Structures for Farming / Ranch Operations	FARM/IMPRVMTS ONLY	Agriculture, Mining & Resource Production	Tier 1 Rate
9220		Spraying / Crop Dusting and Other Related Services		Agriculture, Mining & Resource Production	Tier 1 Rate
9230		Crop Harvesting & Post Harvest Crop Activities (including drying, storage, etc.)		Agriculture, Mining & Resource Production	Tier 1 Rate
9231	518	Grain Storage Elevator	GRAIN STORAGE ELEV	Agriculture, Mining & Resource Production	Tier 2 Rate
9235	554	Farm Implement Dealer	FARM IMPLEMENT DEALER	Vehicle and Motorized Equipment Dealer	Tier 3 Rate
9240		Cotton Ginning / Grist Milling		Agriculture, Mining & Resource Production	Tier 1 Rate
9312	813	Cattle Feedlot	FEEDLOT COMMERCIAL	Feedlot-Commercial Feed Yards	Tier 4 Rate
9313	637	Stockyard	STOCKYARD	Agriculture, Mining & Resource Production	Tier 1 Rate
9314	818	Cattle Confinement facility	CATTLE FACILITY	Agriculture, Mining & Resource Production	Tier 2 Rate
9320		Dairy Cattle and Milk Production		Agriculture, Mining & Resource Production	Tier 2 Rate
9330	817	Hog & Pig Farm Confinement Facility	SWINE FACILITY	Agriculture, Mining & Resource Production	Tier 2 Rate
9340	816	Poultry & Egg Production / Hatchery	POULTRY FACILITY	Agriculture, Mining & Resource Production	Tier 2 Rate
9360		Fish Hatchery / Fishery / Aquaculture		Agriculture, Mining & Resource Production	Tier 1 Rate
9371		Apiculture (bees, wax, and related operations)		Agriculture, Mining & Resource Production	Tier 1 Rate
9373		Fur Bearing Animal Production		Agriculture, Mining & Resource Production	Tier 1 Rate
9410		Logging		Agriculture, Mining & Resource	Tier 1 Rate

				Production	
9420		Forest Nursery		Agriculture, Mining & Resource Production	Tier 1 Rate
9430		Support Functions for Forestry		Agriculture, Mining & Resource Production	Tier 1 Rate
9520		Game Retreat / Wildlife Reserve / Fishing Preserve		Recreation	Tier 1 Rate
9901	740	Tribal Lands / Indian Reservation	INDIAN RESERVATIONS	Recreation	Tier 1 Rate
9980	900	Resource Extraction / Mining Highest and Best Use	VCNT RESOURCE/EXT LAND	Agriculture, Mining & Resource Production	Tier 1 Rate

*While Land Use Codes are included in this Exhibit, they are shown only as a cross reference of the LBCS Codes which have been used since 2009 when the County Appraiser's office implemented the Orion Computer Assisted Mass Appraisal (CAMA) Valuation Software.

2405	500	Office / Retail Common Area and Facilities	VACANT COMMERCIAL LND	NA	No fees
4139	458	Private Street / Road	STREET (PRIVATE)	NA	No fees
9010	800	Farming / Ranch Land (no improvements)	FARM WITH NO IMPRVMTS	Agriculture, Mining & Resource Production	No fees
9900	500	Unused / Undeveloped	VACANT COMMERCIAL LND	NA	No fees
9910	100	Residential Highest and Best Use	Vacant Land	NA	No fees
9911		Multi-Family Highest and Best Use		NA	No fees
9920	200	Industrial Highest and Best Use	VACANT INDUSTRIAL LND	NA	No fees
9940	400	Transportation / Utility / Communication Highest and Best Use	VCNT TRANS/COMM/UTL LND	NA	No fees
9950	500	Commercial Highest and Best Use	VACANT COMMERCIAL LND	NA	No fees
9965	650	Institutional Highest and Best Use	VACANT INSTITUTIONAL	NA	No fees
9970	700	Recreational Extraction / Mining Highest and Best Use	VCNT CULT/ENTMNT/REC	NA	No fees
9999	0	Unclassified	Vacant Land or no land use assignment	NA	No fees
4120	411	Railroad Transportation	RAILROAD TRANS	Transport	No fees

This page intentionally left blank.